

CF ECHO II

Ultrasonic Compact Heat and Cooling Meter,
Qp 0.6-15 m³/h



- > High metrology
- > Advanced functions
- > Ease of installation
- > Easy reading
- > Pre-equipped for communication

CE type approval certificate:
DE-06-MI004-PTB002

The CF ECHO II is the compact meter of Itron's CF Heat and Cooling meter family equipped with ultrasonic flow meter. Electronic data processing gives high precision throughout the entire measurement curve, producing a dynamic range exceeding class C.

Flows can be measured from Qp 0.6 to Qp 15 m³/h (DN15 to DN50) with reliable and stable accuracy.

Thanks to a complete portfolio of body variants of every size, the CF ECHO II meters are very flexible in use.

All hydraulic bodies carry a flanked design helping meter installation.

Applications

Heating, Cooling and Combined, return and supply positioning, horizontal or vertical.

Benefits

- > Accurate measurement of high and low flows,
- > Easy reading,
- > Pre-equipped for communication.

Standards Compliance

- > MID 2004/22/EC Module B+D
- > Class 2.0 acc. EN 1434
- > Env. Class C acc. EN 1434
- > OIML R75
- > PTB Class C
- > SP Test -2%
- > PED compliant

Advanced Functions

The CF ECHO II provides a number of advanced functions such as data-logging for complex network analysis, double tariff for further billing choices, peak recording and lots more, which are powerful diagnostic aids for network management.

All available data are presented on the highly ergonomic and multifunctional display.

Communication Device

The plug and play communication boards open the way for data collection through various reading systems.

► Loop 1

> Billing Data

- Energy
 - **Cooling energy***
 - Volume
 - LCD test
 - **External water meter 1/2***
- * *Optional*

► Loop 2

> Additional Information

- Flow rate
- Power
- Supply temperature
- Return temperature
- Temperature difference
- Operating time
- **Power peak date + time***
- **Flow peak date + time***
- **Temperature peak date + time***
- **Instantaneous bonus***
- **Cumulative bonus***
- Time in alarm
- Temperature alarm
- Flow alarm
- Overflow alarm
- Power supply alarm
- Current time and date*
- M-Bus primary address
- M-Bus secondary address
- M-Bus baud rate
- **Pulse value water meter 1/2***

* *Optional*

► Loop 3

> Fixed Date Reading

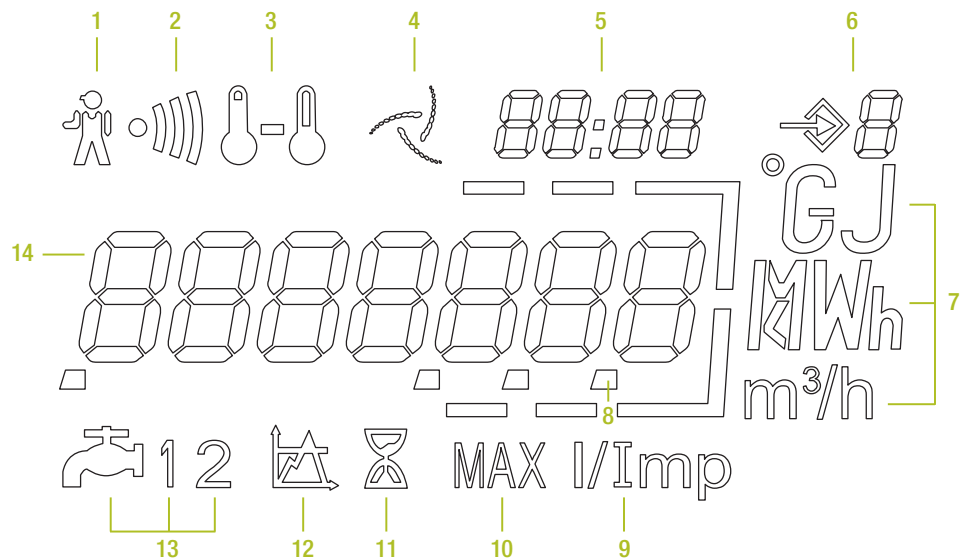
- Fixed date energy 1...13
- Fixed date cooling energy 1...13
- Fixed date volume 1...13
- **Fixed date water meter 1/2 1...13***
- Software version

* *Optional*

Multifunctional Display

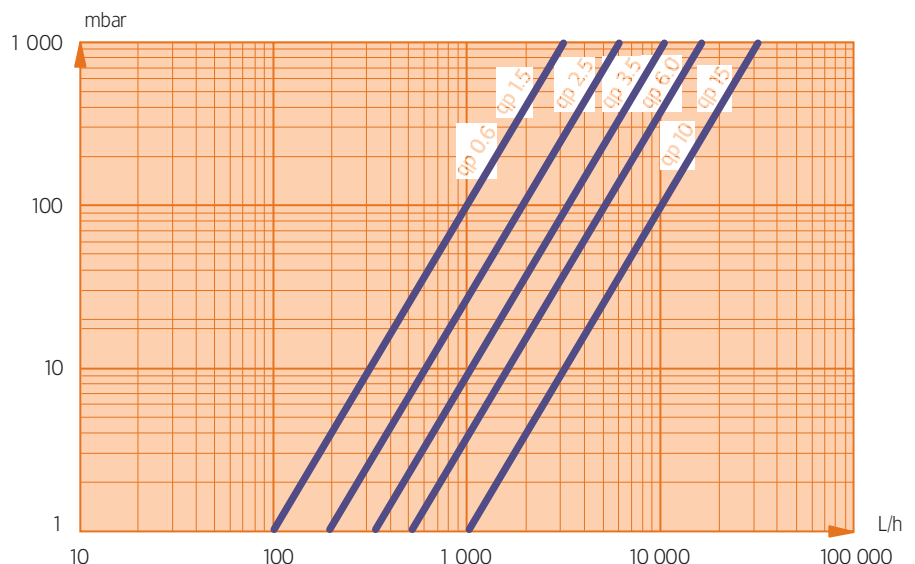
The multifunctional display facilitates easy reading, providing fast and clear access to the most important billing data. The display enables the diagnosis of failures alarms form a single glance.

The LCD has a long life time and through a push button you get easily access to each level of data.



- | | | |
|----------------------|----------------------|---------------------------|
| 1 Alarm Icon | 6 Loop Indicator | 11 Elapsed Time Indicator |
| 2 Dirty Warning | 7 Units | 12 Thresholds |
| 3 Temperatures | 8 Decimal Indication | 13 External Water Meters |
| 4 Flow Indicator | 9 Pulse Input Value | 14 Main Digits |
| 5 Date & Time Digits | 10 Peaks | |

Head Loss



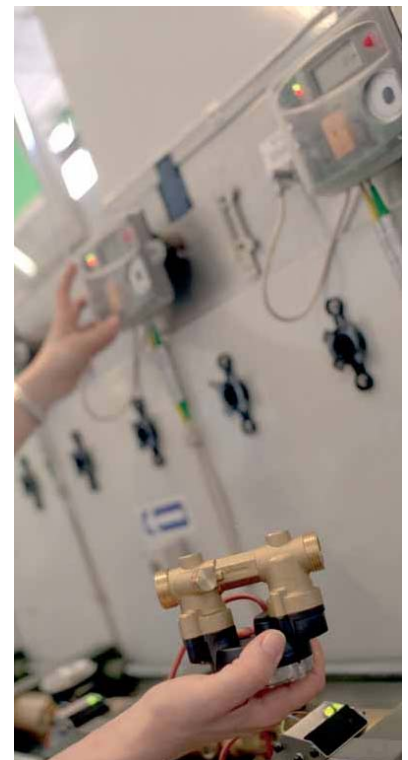
Technical Characteristics

Nominal Flow Qp m³/h	Diameter DN mm	Max flow Qs m³/h	Min flow Qi L/h	Start flow Qstart L/h	Body length mm	Pipe Connection	Nominal Pressure bar	Permanent max. temp. °C	Accidental max. temp. °C
0.6	15	1.2	6	1.2	110	G 3/4 B	16/25	130	150
	20	1.2	6	1.2	130	G 1 B	16/25	130	150
	20	1.2	6	1.2	190	G 1 B/flanges	16/25	130	150
1.5	15	3	15	3	110	G 3/4 B	16/25	130	150
	20	3	15	3	130	G 1 B	16/25	130	150
	20	3	15	3	190	G 1 B/flanges	16/25	130	150
2.5	20	5	25	5	130	G 1 B	16/25	130	150
	20	5	25	5	190	G 1 B/flanges	16/25	130	150
	25	5	25	5	260	G 1 1/4 B	16/25	130	150
3.5	25	7	35	7	150	G 1 1/4 B	16/25	130	150
	25	7	35	7	260	G 1 1/4 B/flanges	16/25	130	150
	40	7	35	7	300	Flanges	25	130	150
6	25	12	60	12	150	G 1 1/4 B	16/25	130	150
	25	12	60	12	260	G 1 1/4 B/flanges	16/25	130	150
	32	12	60	12	260	G 1 1/2 B	16/25	130	150
	40	12	60	12	300	Flanges	25	130	150
	50	12	60	12	270	Flanges	25	130	150
10	40	20	100	20	200	G2 B	16/25	130	150
	40	20	100	20	250	Flanges	25	130	150
	40	20	100	20	300	G 2 B/flanges	16/25	130	150
	50	20	100	20	270	Flanges	25	130	150
15	50	30	150	30	250	Flanges	25	130	150
	50	30	150	30	270	Flanges	25	130	150

CF ECHO II Energy Calculator

Temperature range	0 ... 180 °C
Temperature difference	3 ... 160 K
Temperature sensor type	Pt100 or Pt500, 2 wires
Temperature sensor (Qp 0.6 to 2.5 m³/h)	Direct immersion or pocket type probes integrated in the flow meter body
Cable length to flow meter	From 0.4 to 10 m (Typical 1.5, 3 m)
Back-up memory	EEPROM
Display	LCD - 7 digits
Optical interface	EN 60870-5 / M-Bus protocol
Power supply (optional)	6 or 12 year Lithium battery, 230V main power supply or power supply by M-Bus

CF ECHO II Testing Pulse Value (Qp)	0.6	1.5	2.5	3.5	6	10	15
cm³/impuls	5	10	20	25	50	100	100



Option Boards

The CF ECHO II is pre-equipped for communication. Different option boards can be plugged simply to the meter and start working automatically.

The following option boards are available:

- > Board 1: **M-Bus + E/V Repetition**
- > Board 2: **M-Bus + 2 external Water meters**
- > Board 3: **Modem + 2 external Water meters**
- > Board 4: **LON + 2 external Water meters**
- > Board 5: **Radio + 2 external Water meters**
- > Board 6: **M-Bus + 2 external Water meters + power supply by MBus**



M-Bus	
Standard reference	EN 1434-3
Baud rate	300 to 2400 baud
Data in standard mode	Energy, Volume, Flow, Temperatures (supply, return, difference), Time in error, Operation time, Date and time, Volume of water meters 1&2, Firmware version

Pulse inputs for water meters	
Pulse value (independent per input)	1/2.5/10/25/100/250/1000 L/imp
Pulse detection	Contact closed R = 500 Ω
Pulse detection	Contact opened R = 100 kΩ
	Maximum frequency: 10Hz

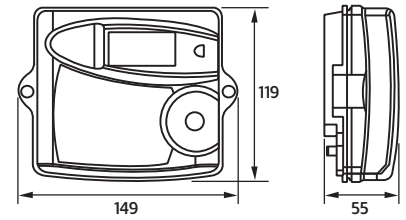
Energy and Volume Pulse output	
Pulse value	Repetition of display Energy from 1KWh to 1MWh Volume from 10 L to 1 m ³

Modem application	
	PSTN Network, meter calls programmed phone number at a pre-defined time

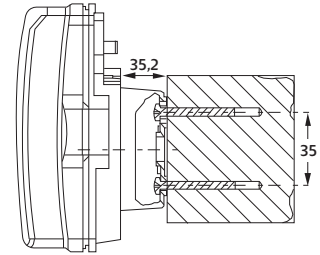
LON Application	
Transceiver	TP / FT-10
Transmission speed	78 Kb/s

Radio Applications	
Compatibility	AnyQuest radio walk-by system EverBlu radio fixed network system (Q2-2010)
Frequency	433 Mhz
Protocol	Radian open protocol

> Integrator

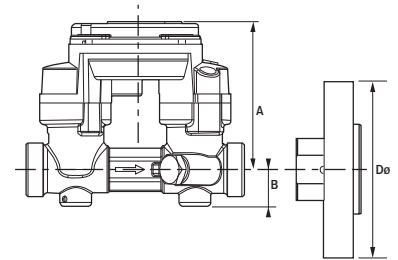


> Wall mounting



> Flow meter

See Technical Characteristics table for available lengths.



DN	15	20	25	32	40	50
A	72	72	77	77	85	85
B	18	18	23	24	35	-
Dø (flanges)	-	100	110	-	140	160

About Itron Inc.

Itron Inc. is a leading technology provider to the global energy and water industries. Our company is the world's leading provider of metering, data collection and utility software solutions, with nearly 8,000 utilities worldwide relying on our technology to optimize the delivery and use of energy and water. Our products include electricity, gas and water meters, data collection and communication systems, including automated meter reading (AMR) and advanced metering infrastructure (AMI); meter data management and related software applications; as well as project management, installation, and consulting services. To know more, start here: www.itron.com

For more information, contact your local sales representative or agency.

MWA TECHNOLOGY



2 Wharton Street Industrial Estate, Nechells,
BIRMINGHAM, West Midlands, B7 5TR

t: +44 (0) 121 327 7771 e: info@mwaterchnology.com
f: +44 (0) 121 327 1117 w: www.mwaterchnology.com

Itron

Allmess GmbH
Am Vossberg 11
D-23751 – Oldenburg in Holstein
Germany
Phone: 1.800.635.5461
Fax: 1.509.891.3355
www.itron.com