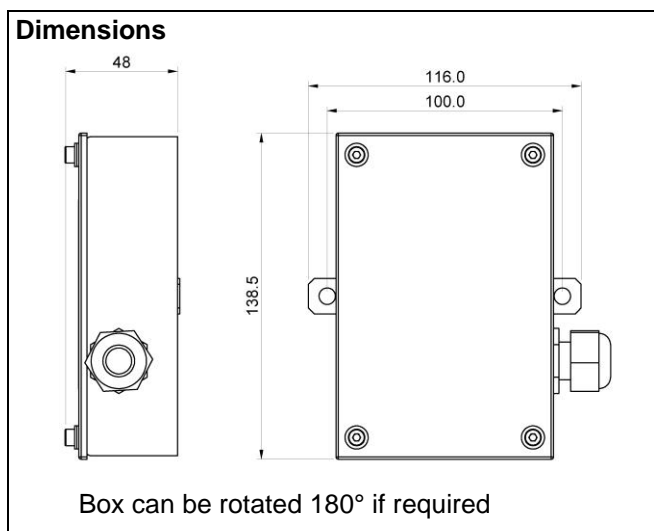


FREE-FALL VALVE TILT SWITCH

The Landon Kingsway tilt switches are designed to be used in conjunction with our Free-Fall Fire Valves.

The unit is available with 1, 2 or 3 switch options pre wired providing normally closed or normally open contacts.

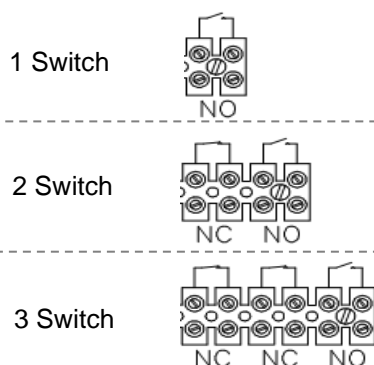


INSTALLATION

The tilt switch box should be securely fitted onto the valve lever using the supplied screws. Care should be taken to ensure that the box does not interfere with the motion of the valve lever. The electrical connections should be made through a cable gland or flexible conduit. Remember to leave enough slack in the cable for the valve movement.

Electrical installation should only be performed by competent persons in accordance with the connection diagram

Connection Diagram (Pre-Wired)

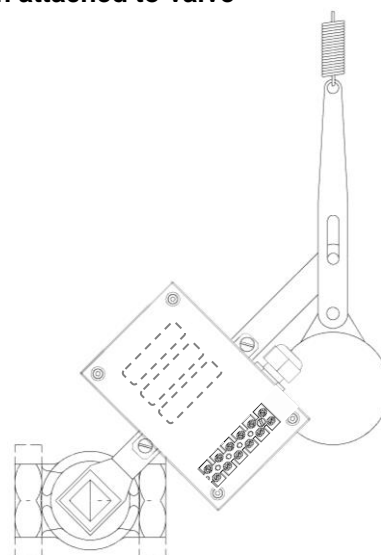


Each switch can be re-wired n/c or n/o

Technical Specification

Enclosure	Weatherproof grey epoxy coated steel plate. IP65
Dimensions	139 x 177 x 48mm
Fixing Centres	102mm
Electrical Entry	20mm conduit gland suitable for cable diameter 7mm to 13mm
AC Version	
Contact rating	0.1 – 2.5Amps
Load Voltage	24 - 250vAC
DC Version	
Contact rating	25VA
Load Voltage	24vDC
Operating Temperature	-25°C to +70°C
Weight	0.6kg

Tilt switch attached to valve



TEST

The fire valve should be operated manually before electrical power is applied to the tilt switch to ensure that the electrical connections are correct.

If you have any questions or need any help then please contact our sales office.

Part Number	Switch Qty	Load Voltage
10900405	1	24-280vAC
10900412	1	24vDC
10900406	2	24-280vAC
10900413	2	24vDC
10900407	3	24-280vAC
10900414	3	24vDC

CE, ROHS Compliant (Mercury Free)